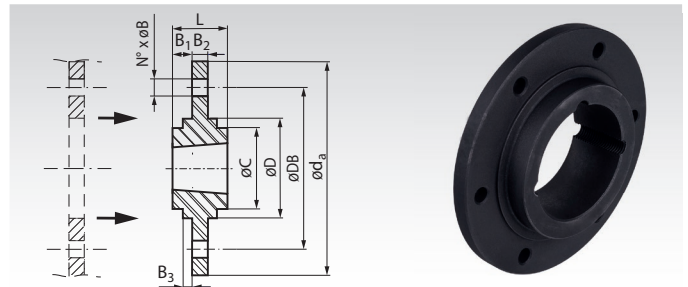


## Bolt-on Hubs for Taper Bushes

**Material:** Grey Cast Iron GG25. <sup>1)</sup> from steel.

Hub for fixing a chain plate wheel or similar parts with a low priced taper bush onto a shaft. The wheel must get a center hole  $\varnothing D$  (recommended tolerance: H8) and bores for mounting bolts. The bolt length depends on the wheel width. Bolts and nuts are not included. The wheel and the taper bush have to be ordered separately.

Ordering Details: e.g.: Product No. 140 901 20, Bolt-on Hub for Taper Bush size 1210, Outer Diameter 120mm, Length 25mm



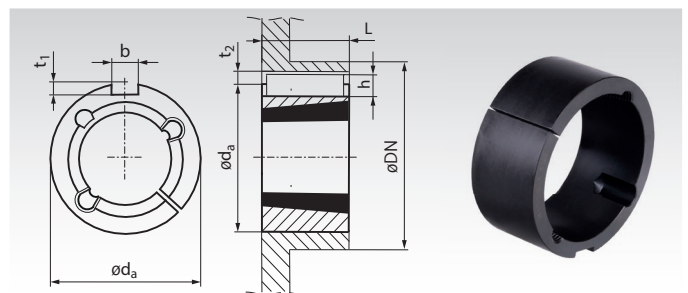
Product No.	For Taper Bush	$\varnothing d_a$ mm	L mm	$\varnothing D^{-0,05}$ mm	$\varnothing C$ mm	$B_1$ mm	$B_2$ mm	$B_3$ mm	$\varnothing DB$ mm	$N^\circ$ mm	$\varnothing B$ mm	Pos. mm	Weight kg
140 901 20	1210	120	25	80	70	9,0	7,5	2,5	100	6	7,5	60°	0,90
140 901 21	1210	180	25	90	75	9,25	6,5	2,5	135	6	7,5	60°	1,55
140 901 25	1610	130	25	90	80	9,0	7,5	2,5	110	6	7,5	60°	1,00
140 901 30	1615	200	38	110	85	15,3	7,5	2,5	150	6	7,5	60°	2,45
140 901 35	2012	145	32	115	95	12,0	9,5	2,5	125	6	9,5	60°	1,50
140 901 36	2012	270	32	140	110	11,8	8,5	2,5	190	6	9,5	60°	4,4
140 901 40	2517	185	45	130	115	19,0	12,5	2,5	155	6	11,5	60°	3,1
140 901 41	2517	340	45	170	125	17,8	9,5	2,5	240	8	11,5	45°	7,9
140 901 45	3020	220	51	165	145	19,0	12,5	2,5	190	6	13,5	60°	5,0
140 901 46	3020	430	51	220	160	18,8	13,5	2,5	300	8	13,5	45°	16,5
140 901 47 <sup>1)</sup>	3020	485	51	250	160	18,8	13,5	2,5	340	8	13,5	45°	21,0

## Adaptors for Taper Bushes

**Material:** Grey Cast Iron GG25.

Hub for fixing a sprocket or similar parts with a low priced taper bush onto a shaft. The wheel must get a center hole  $\varnothing D$  (recommended tolerance: H8) and a special keyway. Then, the taper bush can get inserted into the adaptor and both parts can get inserted into the wheel. The taper bush, the wheel and the key have to be ordered separately.

Ordering Details: e.g.: Product No. 140 901 60, Adaptor for Taper Bush size 1008, Outer Diameter 45mm, Length 22mm



Product No.	For Taper Bush	$\varnothing d_a$ mm	L mm	b x h* mm	$t_1^*$ mm	$t_2^*$ mm	$\varnothing DN$ min.		Weight kg
							Steel mm	Greycast mm	
140 901 60	1008	45	22	5 x 5	2,5	2,8	60	75	0,10
140 901 62	1210	60	25	6 x 6	3,0	3,3	85	105	0,11
140 901 64	1610	70	25	10 x 8	4,0	4,3	95	115	0,24
140 901 65	1615	70	38	10 x 8	4,0	4,3	95	115	0,38
140 901 67	2517	105	45	16 x 10	4,0	6,3	130	150	1,00
140 901 69	3030	130	76	20 x 12	5,0	7,4	160	190	2,59
140 901 71	3535	160	90	22 x 12**	5,0	7,4	200	240	5,36
140 901 73	4040	185	102	24 x 12**	5,0	7,4	240	290	8,60

\* Special keyway size.

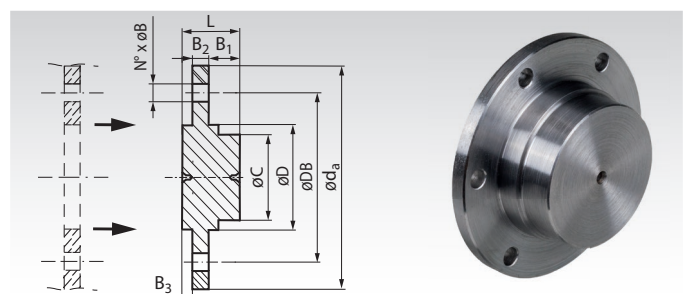
\*\* Feather key not like DIN.

## Bolt-on Hubs for Plate Wheels

**Material:** Steel.

Hub for fixing a chain plate wheel or similar parts onto a shaft. The wheel must get a center hole  $\varnothing D$  (recommended tolerance: H8) and bores for mounting bolts. The bolt length depends on the wheel width. Bolts and nuts are not included. The wheel has to be ordered separately. Customized bores and keyway available at extra charge. Reworking like hub hole for the shaft against extra charge.

Ordering Details: e.g.: Product No. 140 901 80, Bolt-on Hubs for Plate Wheels, Outer Diameter 55mm, Length 20mm



Product No.	$\varnothing d_a$ mm	L mm	$\varnothing D^{h9}$ mm	$\varnothing C$ mm	$B_1$ mm	$B_2$ mm	$B_3$ mm	$\varnothing DB$ mm	$N^\circ$ mm	$\varnothing B$ mm	Pos. mm	Weight kg
140 901 80	55	20,0	30	27	13,0	4	3,0	45	6	4,2	60°	0,16
140 901 81	70	25,0	40	37	14,8	5	5,2	58	6	5,2	60°	0,33
140 901 82	80	32,0	50	47	18,0	7	7,0	67	6	6,2	60°	0,33
140 901 83	90	38,5	60	55	22,8	7	8,7	76	6	6,2	60°	0,98
140 901 84	110	45,5	70	65	27,0	8	10,5	94	6	8,2	60°	1,42
140 901 85	130	55,0	80	75	28,0	12	15,0	107	6	8,2	60°	2,85
140 901 86	170	73,0	100	95	33,0	17	23,0	140	6	10,2	60°	6,32
140 901 87	220	83,0	140	135	40,0	20	23,0	182	6	12,2	60°	13,28
140 901 88	245	93,0	160	155	43,0	25	25,0	205	6	16,5	60°	19,48