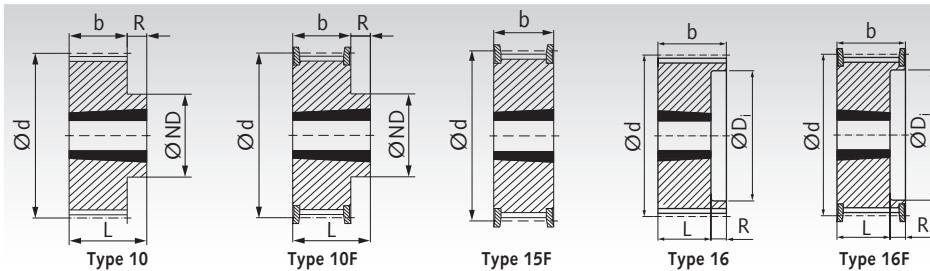


T Pulleys, Pitch 5 mm for Taper Bushes



Material: Steel, phosphated.

These steel pulleys offer a much higher wear resistance than standard parts from aluminium. The ready-to-install taper version enables a quick mounting and a fatigue-resistant shaft-to-hub connection.

Taper bushes see page 340.

Ordering Details: e.g.: Product No. 162 773 34, Taper Pulley T 5, 34 Teeth, Timing Belt Width 16 mm

Profile T 5, Timing Belt Width 16 mm

Product No. 16 mm	Number of teeth	Type	Outside Ø		d mm	ND mm	b mm	L mm	R mm	Taper Bush Type Page 340	Bore Ø		Weight g
			Pulley mm	Flange mm							min. mm	max. mm	
162 773 34	34	15F	53,27	60	54,11	-	22	-	-	1008	9	25	220
162 773 36	36	15F	56,46	63	57,30	-	22	-	-	1108	9	28	250
162 773 38	38	15F	59,64	66	60,48	-	22	-	-	1108	9	28	280
162 773 40	40	15F	62,82	66	63,66	-	22	-	-	1108	9	28	310
162 773 44	44	15F	69,19	75	70,03	-	22	-	-	1108	9	28	370
162 773 48	48	10F	75,55	83	76,39	59	22	25,5	3,5	1210	10	32	450
162 773 56	56	10F	88,29	93	89,13	70	22	25,5	3,5	1210	10	32	610
162 773 60	60	10F	94,65	103	95,49	75	22	25,5	3,5	1210	10	32	700
162 773 64	64	10F	101,02	106	101,86	80	22	25,5	3,5	1210	10	32	800
162 773 72	72	10	113,75	-	114,59	92	22	25,5	3,5	1610	12	42	1340
162 773 80	80	10	126,48	-	127,32	92	22	25,5	3,5	1610	12	42	1660
162 773 84	84	10	132,85	-	133,69	92	22	25,5	3,5	1610	12	42	1850
162 773 90	90	10	142,40	-	143,24	92	22	25,5	3,5	1610	12	42	2100
162 773 92	96	10	151,95	-	152,79	110	21	32,0	11	2012	12	50	2800
162 773 94	112	10	177,41	-	178,25	110	21	32,0	11	2012	12	50	4100


Profile T 5, Timing Belt Width 25 mm

Product No. 25 mm	Number of teeth	Type	Outside Ø		d mm	ND mm	Di mm	b mm	L mm	R mm	Taper Bush Type Page 340	Bore Ø		Weight g
			Pulley mm	Flange mm								min. mm	max. mm	
162 774 34	34	16F	53,27	60	54,11	-	37	30	22,5	7,5	1008	9	25	260
162 774 36	36	16F	56,46	63	57,30	-	40	30	22,5	7,5	1108	9	28	290
162 774 38	38	16F	59,64	66	60,48	-	42	30	22,5	7,5	1108	9	28	330
162 774 40	40	16F	62,82	66	63,66	-	44	30	22,5	7,5	1108	9	28	365
162 774 44	44	16F	69,19	75	70,03	-	50	30	25,5	4,5	1210	9	32	430
162 774 48	48	16F	75,55	83	76,39	-	58	30	25,5	4,5	1210	10	32	525
162 774 56	56	16F	88,29	93	89,13	-	68	30	25,5	4,5	1210	10	32	715
162 774 60	60	16F	94,65	103	95,49	-	75	30	25,5	4,5	1210	10	32	820
162 774 64	64	16F	101,02	106	101,86	-	80	30	25,5	4,5	1210	10	32	940
162 774 72	72	16	113,75	-	114,59	-	92	30	25,5	4,5	1610	12	42	1570
162 774 80	80	16	126,48	-	127,32	-	92	30	25,5	4,5	1610	12	42	1940
162 774 84	84	16	132,85	-	133,69	-	92	30	25,5	4,5	1610	12	42	2100
162 774 90	90	16	142,40	-	143,24	-	92	30	25,5	4,5	1610	12	42	2460
162 774 92	96	10	151,95	-	152,79	110	-	30	32,0	2,0	2012	12	50	2880
162 774 94	112	10	177,41	-	178,25	110	-	30	32,0	2,0	2012	12	50	4800

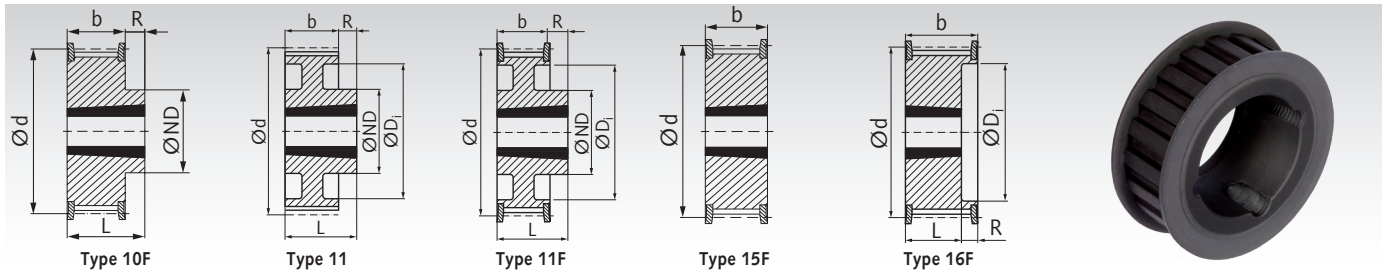
Taper Clamping Bushes see page 340

These customary conical bushes are used for easy and fast mounting of driving elements in Taper version. They can be used with or without key.

The bushes are available with various outer dimensions. For every outside measure there are bushes with many different bores available. This mounting method is cost-efficient and fast, and suitable for rather high torques.



T Pulleys, Pitch 10 mm for Taper Bushes



Material: Steel, phosphated.

Taper bushes see page 340.

These steel pulleys offer a much higher wear resistance than standard parts from aluminium. The ready-to-install taper version enables a quick mounting and a fatigue-resistant shaft-to-hub connection.

Ordering Details: e.g.: Product No. 164 772 18, Taper Pulley T 10, 18 Teeth, Timing Belt Width 16 mm

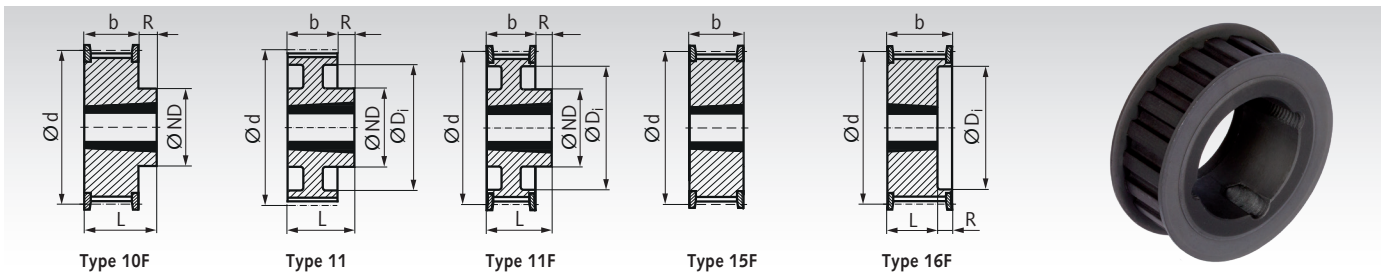
Profile T 10, Timing Belt Width 16 mm

Product No.	Belt Width 16mm	Number of teeth	Type	Outside Ø			ND mm	Di mm	b mm	L mm	R mm	Taper Bush Type Page 340	Bore Ø		Weight g
				Pulley mm	Flange mm	d mm							min. mm	max. mm	
164 772 18	18	18	15F	55,44	60	57,30	-	-	22	22	-	1008	9	25	260
164 772 19	19	19	15F	58,62	66	60,48	-	-	22	22	-	1108	9	28	280
164 772 20	20	20	15F	61,80	66	63,66	-	-	22	22	-	1108	9	28	330
164 772 22	22	22	15F	68,17	75	70,03	-	-	22	22	-	1108	9	28	440
164 772 24	24	24	10F	74,53	83	76,39	60	-	22	26	4	1210	10	32	500
164 772 25	25	25	10F	77,72	83	79,58	60	-	22	26	4	1210	10	32	570
164 772 26	26	26	10F	80,90	87	82,76	62	-	22	26	4	1210	10	32	640
164 772 27	27	27	10F	84,08	91	85,94	62	-	22	26	4	1210	10	32	710
164 772 28	28	28	10F	87,27	93	89,13	70	-	22	26	4	1610	12	42	650
164 772 30	30	30	10F	93,63	97	95,49	74	-	22	26	4	1610	12	42	830
164 772 32	32	32	10F	100,00	106	101,86	78	-	22	26	4	1610	12	42	1000
164 772 36	36	36	10F	112,73	119	114,59	82	-	22	26	4	1610	12	42	1300
164 772 40	40	40	10F	125,46	131	127,32	86	-	22	26	4	1610	12	42	1720
164 772 42	42	42	10F	131,83	138	133,69	100	-	22	32	10	2012	12	50	1920
164 772 44	44	44	10F	138,20	143	140,06	100	-	22	32	10	2012	12	50	2050
164 772 48	48	48	10F	150,93	158	152,79	110	-	22	32	10	2012	12	50	2380
164 772 56	56	56	10F	176,39	184	178,25	110	-	22	32	10	2012	12	50	3200
164 772 60	60	60	11F	189,13	200	190,99	110	158	22	32	10	2012	12	50	3660
164 772 64	64	64	11	201,86	-	203,72	125	180	22	45	23	2517	15	65	4380
164 772 72	72	72	11	227,32	-	229,18	125	200	22	45	23	2517	15	65	5280
164 772 84	84	84	11	265,52	-	267,37	125	235	22	45	23	2517	15	65	6420
164 772 96	96	96	11	303,72	-	305,58	125	270	22	45	23	2517	15	65	8200

Profile T 10, Timing Belt Width 25 mm

Product No.	Belt Width 25mm	Number of teeth	Type	Outside Ø			ND mm	Di mm	b mm	L mm	R mm	Taper Bush Type Page 340	Bore Ø		Weight g
				Pulley mm	Flange mm	d mm							min. mm	max. mm	
164 773 18	18	18	16F	55,44	60	57,30	-	37	30	22	8	1008	9	25	356
164 773 19	19	19	16F	58,62	66	60,48	-	44	30	22	8	1108	9	28	397
164 773 20	20	20	16F	61,80	66	63,66	-	44	30	22	8	1108	9	28	440
164 773 22	22	22	16F	68,17	75	70,03	-	50	30	22	8	1108	9	28	532
164 773 24	24	24	16F	74,53	83	76,39	-	58	30	22	8	1108	9	28	633
164 773 25	25	25	16F	77,72	83	79,58	-	58	30	22	8	1108	9	28	687
164 773 26	26	26	16F	80,90	87	82,76	-	63	30	25	5	1610	12	42	742
164 773 27	27	27	16F	84,08	91	85,94	-	64	30	25	5	1610	12	42	800
164 773 28	28	28	16F	87,27	93	89,13	-	66	30	25	5	1610	12	42	860
164 773 30	30	30	16F	93,63	97	95,49	-	68	30	25	5	1610	12	42	988
164 773 32	32	32	16F	100,00	106	101,86	-	76	30	25	5	1610	12	42	1123
164 773 36	36	36	10F	112,73	119	114,59	92	-	30	32	2	2012	12	50	1503
164 773 40	40	40	10F	125,46	131	127,32	96	-	30	32	2	2012	12	50	1854
164 773 44	44	44	10F	138,20	143	140,06	110	-	30	32	2	2012	12	50	2244
164 773 48	48	48	10F	150,93	158	152,79	110	-	30	32	2	2012	12	50	2670
164 773 60	60	60	11F	189,13	200	190,99	110	158	30	32	2	2012	12	50	4168
164 773 72	72	72	11	227,32	-	229,18	125	200	30	45	15	2517	15	65	5730
164 773 84	84	84	11	265,52	-	267,37	125	235	30	45	15	2517	15	65	7260
164 773 96	96	96	11	303,72	-	305,58	125	270	30	45	15	2517	15	65	9000

T Pulleys, Pitch 10 mm for Taper Bushes



Material: Steel, phosphated.

These steel pulleys offer a much higher wear resistance than standard parts from aluminium. The ready-to-install taper version enables a quick mounting and a fatigue-resistant shaft-to-hub connection.

Taper bushes see page 340.

Ordering Details: e.g.: Product No. 164 774 18, Taper Pulley T 10, 18 Teeth, Timing Belt Width 32 mm

Profile T 10, Timing Belt Width 32 mm

Product No.	Belt Width 32mm	Number of teeth	Type	Outside Ø			ND mm	Di mm	b mm	L mm	R mm	Taper Bush Type Page 340	Bore Ø		Weight g
				Pulley mm	Flange mm	d mm							min. mm	max. mm	
164 774 18	18	18	16F	55,44	60	57,30	-	37	38	22	16	1008	9	25	438
164 774 19	19	19	16F	58,62	66	60,48	-	44	38	22	16	1108	9	28	488
164 774 20	20	20	16F	61,80	66	63,66	-	44	38	22	16	1108	9	28	540
164 774 22	22	22	16F	68,17	75	70,03	-	50	38	25	13	1210	10	32	654
164 774 24	24	24	15F	74,53	83	76,39	-	-	38	38	-	1615	12	42	777
164 774 25	25	25	15F	77,72	83	79,58	-	-	38	38	-	1615	12	42	844
164 774 26	26	26	15F	80,90	87	82,76	-	-	38	38	-	1615	12	42	912
164 774 27	27	27	15F	84,08	91	85,94	-	-	38	38	-	1615	12	42	983
164 774 28	28	28	15F	87,25	93	89,13	-	-	38	38	-	1615	12	42	1057
164 774 30	30	30	15F	93,63	97	95,49	-	-	38	38	-	1615	12	42	1214
164 774 32	32	32	15F	100,00	106	101,86	-	-	38	38	-	1615	12	42	1380
164 774 36	36	36	16F	112,73	119	114,59	-	86	38	38	6	2012	12	50	1747
164 774 40	40	40	16F	125,46	131	127,32	-	90	38	38	6	2012	12	50	2155
164 774 44	44	44	16F	138,20	143	140,06	-	110	38	38	6	2012	12	50	2607
164 774 48	48	48	10F	150,93	158	152,79	125	-	38	45	7	2517	15	65	3608
164 774 60	60	60	11F	189,13	200	190,99	125	158	38	45	7	2517	15	65	5633
164 774 72	72	72	11	227,32	-	229,18	125	200	38	45	7	2517	15	65	6843
164 774 84	84	84	11	265,52	-	267,38	125	235	38	45	7	2517	15	65	8973
164 774 96	96	96	11	303,72	-	305,58	125	270	38	45	7	2517	15	65	11270

Taper Clamping Bushes see page 340

These customary conical bushes are used for easy and fast mounting of driving elements in Taper version. They can be used with or without key.

The bushes are available with various outer dimensions. For every outside measure there are bushes with many different bores available. This mounting method is cost-efficient and fast, and suitable for rather high torques.

