

# Ammeraal Beltech Modular

Innovative belt and chain solutions  
for every industry & application



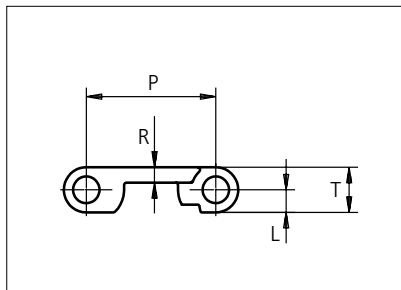
# Content

uni CNB C	page 3 - 6
uni CNB 18%	page 7 - 10
uni CNB 22%	page 11 - 14



# Plastic Modular Belt

Series **uni CNB** Type **C**



Straight running belt  
 Nominal pitch: 25.4 mm (1.00 in)  
 Surface type: Flat  
 Surface opening: Closed  
 Backflex radius: 40.0 mm (1.60 in)  
 Pin diameter: 5.0 mm (0.20 in)

Belt material & color	POM-D <b>W</b>	PP <b>W</b>	PP <b>B</b>	PE <b>N</b>	mm	in	T	mm	in
Pin material & color	⚙️ PP <b>W</b>		⚙️ PP <b>B</b>		⚙️ PE <b>N</b>		R	mm	in
					<b>R</b>	3.0			

Non standard material and color: See uni Material and Color Overview.

Alternative pin and lock materials: ⚙️ Pin: PE **W** PA6.6 **B** PBT **LG** SS304 ⚙️ Lockpin: PBT **LG** PA6.6 **N** PP **W** **B** PE **N**

Belt width		Permissible tensile force (Belt/pin material)						Belt weight (Belt/pin material)						*Min. No. drive sprocket per shaft	Number of wear strips (Min. No.)	
		POM-D/PP		PP/PP		PE/PE		POM-D/PP		PP/PP		PE/PE			**Carry (pcs)	**Return (pcs)
mm	in	N	lbf	N	lbf	N	lbf	kg/m	lb/ft	kg/m	lb/ft	kg/m	lb/ft			
77	3.0	1040	234	539	121	477	107	0.4	0.30	0.3	0.20	0.3	0.21	2	2	2
153	6.0	2065	464	1071	241	949	213	0.9	0.60	0.6	0.40	0.6	0.41	2	2	2
229	9.0	3091	695	1603	360	1420	319	1.3	0.89	0.9	0.60	0.9	0.62	2	2	2
305	12.0	4117	926	2135	480	1891	425	1.8	1.19	1.2	0.80	1.2	0.82	3	3	2
381	15.0	5143	1156	2667	600	2362	531	2.2	1.49	1.5	1.00	1.5	1.02	3	3	2
457	18.0	6169	1387	3199	719	2833	637	2.7	1.78	1.8	1.20	1.8	1.23	4	4	2
533	21.0	7195	1617	3731	839	3304	743	3.1	2.08	2.1	1.40	2.1	1.43	4	4	2
609	24.0	8221	1848	4263	958	3776	849	3.5	2.37	2.4	1.60	2.4	1.64	5	5	3
685	27.0	9247	2079	4795	1078	4247	955	4.0	2.67	2.7	1.80	2.7	1.84	5	5	3
761	30.0	10273	2309	5327	1197	4718	1061	4.4	2.97	3.0	1.99	3.0	2.05	6	6	3
837	33.0	11299	2540	5859	1317	5189	1167	4.9	3.26	3.3	2.19	3.3	2.25	6	6	3
913	35.9	12325	2771	6391	1437	5660	1272	5.3	3.56	3.6	2.39	3.7	2.45	7	7	4
989	38.9	13351	3001	6923	1556	6132	1378	5.7	3.85	3.9	2.59	4.0	2.66	7	7	4

Additional standard belt widths are available in steps of 76.0 mm (2.99 in.) Additional non-standard belt widths are available in steps of 12.7 mm (0.50 in.)

1977	77.8	26690	6000	13839	3111	12257	2755	11.5	7.71	7.7	5.18	7.9	5.31	14	14	7
------	------	-------	------	-------	------	-------	------	------	------	-----	------	-----	------	----	----	---

Additional standard belt widths are available in steps of 76.0 mm (2.99 in.) Additional non-standard belt widths are available in steps of 12.7 mm (0.50 in.)

2965	116.7	40028	8998	20755	4666	18383	4132	17.2	11.56	11.6	7.77	11.9	7.97	20	20	10
------	-------	-------	------	-------	------	-------	------	------	-------	------	------	------	------	----	----	----

General belt tolerance is +0/-0.4% at 23°C/73°F and 50% RH. For exact belt width contact Customer Service. Non standard belt width on request.

\*Max. Load per Drive Sprocket. Belt material: POM-D 600 N (135 lbf).PP 500 N (112 lbf)

\*\*Max. Spacing between wear strips. Carry: 152 mm (6 in.) ; Return: 304 mm (12 in.)

□ = Single Link



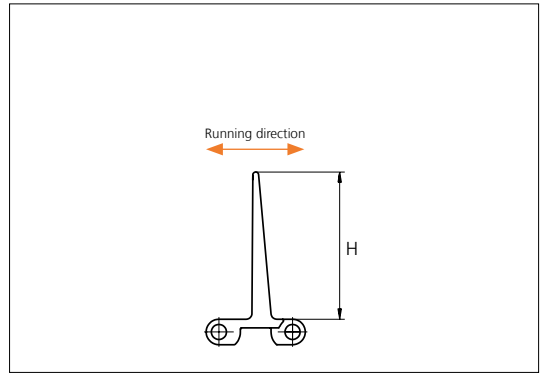

STANDARD

STRAIGHT RUNNING

PITCH 25.4 MM/1.00 IN

## Accessories

### Flight

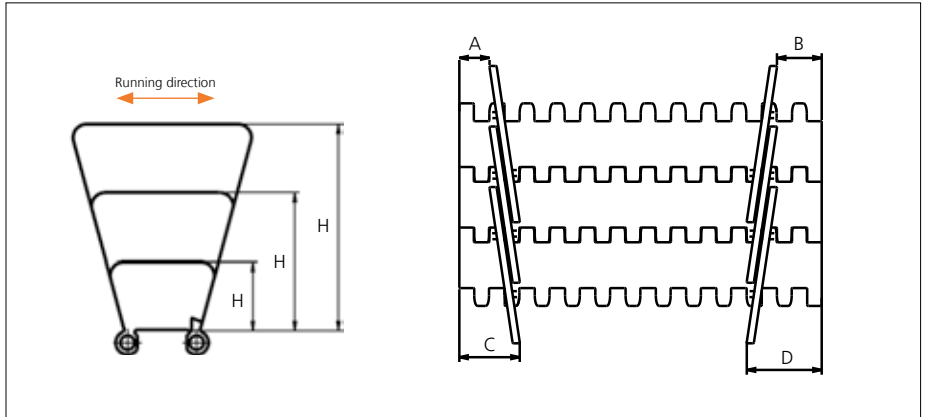


Type	Material & color	H		Link size	Width		Indent	
		mm	in		mm	in	mm	in
22% Flat	PE  PP-I	5.0	0.20	K300	75.9	2.99	6.4	0.25
					152.0	5.98		
Flat	POM-D  PE PP-I  PP-I	25.4	1.00	K600	152.0	5.98	0.0	0.00
		50.8	2.00					
		76.2	3.00					

Flat Flight: Flat on one side and with waves on the other side.  
 Minimum bricklaid indent is 38.1 mm (1.50 in). Increment: 12.7 mm (0.50 in).  
 Non Standard material and color: See uni Material and Color Overview.

## Accessories

### Side Guard



Type	Material & color	H		A (Min.)		B (Min.)		C (Min.)		D (Min.)	
		mm	in	mm	in	mm	in	mm	in	mm	in
Closed	PP-I	25.4	1.00	12.5	0.49	18.5	0.73	25.5	1.00	31.5	1.24
		50.8	2.00								
		76.2	3.00								

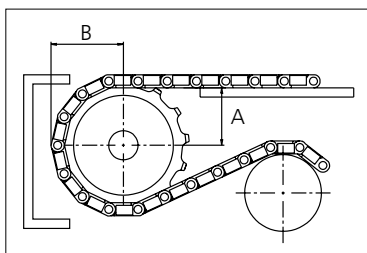

Minimum indent to outside of Side Guard: 14.0 mm (0.55 in). Increment 6.4 mm (0.25).  
 Non Standard material and color: See uni Material and Color Overview.  
 Backflex radius for Side Guard: 75.0 mm (2.95 in)

## Sprocket

No of teeth	Bore size														Overall diameter		Pitch-diameter		Hub-diameter		A-dimension		B-dimension		Single row/Two way	Double row/Two way	Molded PA6 LG	Machined PA6 N
	Pilot bore	in		0.75		0.78		0.98		1.00		1.18		1.25														
	mm	19.1	20.0	25.0	25.4	30.0	31.8	38.1	40.0	60.0	63.5	90.0	mm	in	mm	in	mm	in	mm	in	mm	in	mm	in	mm	in		
Z10	x			●	●	●	●					80.0	3.15	82.2	3.24	65.0	2.56	34.7	1.37	45.5	1.79		x	x				
Z12	x				●	●	●					96.8	3.81	98.1	3.86	70.0	2.76	43.0	1.69	53.5	2.11		x	x				
Z15	x				●	●	●					121.5	4.78	122.2	4.81	70.0	2.76	55.3	2.18	65.5	2.58		x	x				
Z18	x					●	●	■	■			146.0	5.75	146.3	5.76	70.0	2.76	67.6	2.66	77.5	3.05		x	x				
Z19	x					●	●	■	■			154.2	6.07	154.3	6.07	70.0	2.76	71.7	2.82	81.6	3.21		x	x				

■ Molded sprocket

● Molded sprocket



Other sprocket sizes are available upon request.  
 Two-part sprockets are available upon request.  
 Round bores are always delivered with keyway.  
 Other bore sizes are available upon request.  
 uni Retainer Rings: See uni Retainer Ring data sheet.  
 Width of tooth = 12.0 mm (0.47 in)  
 Width of sprocket = 25.0 mm (0.98 in)

Max load per sprocket shown does not take bore size into account.  
 Please also ensure that sufficient size shaft is chosen for corresponding load.

For correct sprocket position: See uni Assembly Instructions for uni CNB.  
 For more detailed sprocket information, contact Customer Service.

Non standard material and color: See uni Material and Color Overview.



Conveyor Belts




Seamless Belts



Modular Belts



Timing Belts



Transmission Belts



Fabrication & service

*Solid advice*  
*For all your belting needs*  
*Local stock & service*  
**[www.ammeraalbeltech.com](http://www.ammeraalbeltech.com)**

**Ammeraal Beltech Modular A/S**  
Hjulmagervej 21  
DK-7100 Vejle

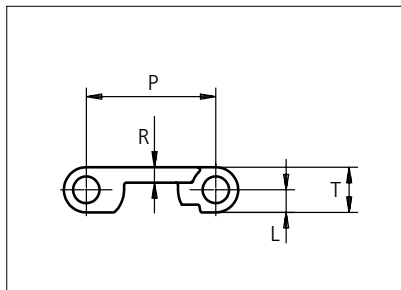
T +45 7572 3100  
F +45 7572 3348  
admin@unichains.com  
www.unichains.com

This information is subject to alteration due to continuous development. Ammeraal Beltech will not be held liable for the incorrect use of the above stated information. This information replaces previous information. All activities performed and services rendered by Ammeraal Beltech are subject to general terms and conditions of sale and delivery, as applied by its operating companies.



# Plastic Modular Belt

Series **uni CNB** Type **18%**



Straight running belt  
 Nominal pitch: 25.4 mm (1.00 in)  
 Surface type: Flat  
 Surface opening: 18%  
 Backflex radius: 40.0 mm (1.60 in)  
 Pin diameter: 5.0 mm (0.20 in)

<b>Belt material &amp; color</b>	PP <b>W</b>	<b>mm</b>	<b>in</b>		<b>mm</b>	<b>in</b>
<b>Pin material &amp; color</b>	PP <b>W</b>	<b>P (Nominal)</b>	25.4	1.00	<b>T</b>	8.8 0.35
		<b>R</b>	3.0	0.12	<b>L</b>	4.4 0.17

Non standard material and color: See uni Material and Color Overview.

Alternative pin and lock materials: Pin: PE **W** PA6.6 **B** PBT **LG** SS304 Lockpin: PBT **LG** PA6.6 PP **W** **B** PE

Belt width		Permissible tensile force (Belt/pin material)		Belt weight (Belt/pin material)		*Min. No. drive sprocket per shaft	Number of wear strips (Min. No.)	
		PP/PP		PP/PP			**Carry (pcs)	**Return (pcs)
mm	in	N	lbf	kg/m	lb/ft			
77	3.0	539	121	0.3	0.18	2	2	2
153	6.0	1071	241	0.5	0.36	2	2	2
229	9.0	1603	360	0.8	0.54	2	2	2
305	12.0	2135	480	1.1	0.72	3	3	2
381	15.0	2667	600	1.3	0.90	3	3	2
457	18.0	3199	719	1.6	1.07	4	4	2
533	21.0	3731	839	1.9	1.25	4	4	2
609	24.0	4263	958	2.1	1.43	5	5	3
685	27.0	4795	1078	2.4	1.61	5	5	3
761	30.0	5327	1197	2.7	1.79	6	6	3
837	33.0	5859	1317	2.9	1.97	6	6	3
913	35.9	6391	1437	3.2	2.15	7	7	4
989	38.9	6923	1556	3.5	2.33	7	7	4

Additional standard belt widths are available in steps of 76.0 mm (2.99 in.) Additional non-standard belt widths are available in steps of 12.7 mm (0.50 in.)

1977	77.8	13839	3111	6.9	4.65	14	14	7
------	------	-------	------	-----	------	----	----	---

Additional standard belt widths are available in steps of 76.0 mm (2.99 in.) Additional non-standard belt widths are available in steps of 12.7 mm (0.50 in.)

2965	116.7	20755	4666	10.4	6.97	20	20	10
------	-------	-------	------	------	------	----	----	----

General belt tolerance is +0/-0.4% at 23°C/73°F and 50% RH. For exact belt width contact Customer Service. Non standard belt width on request.

\*Max. Load per Drive Sprocket. Belt material: PP 500 N (112 lbf)

\*\*Max. Spacing between wear strips, Carry: 152 mm (6 in.) ; Return: 304 mm (12 in.)

= Single Link



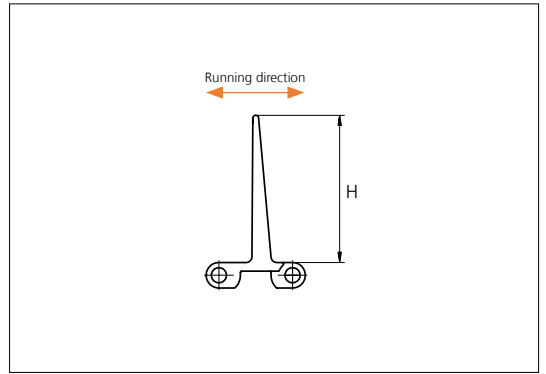

STANDARD

STRAIGHT RUNNING

PITCH 25.4 MM/1.00 IN

## Accessories

### Flight

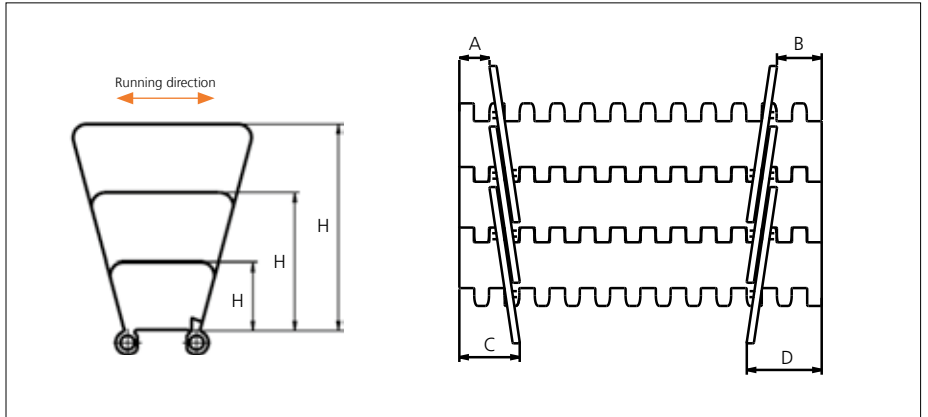


Type	Material & color	H		Link size	Width		Indent	
		mm	in		mm	in	mm	in
22% Flat	PE  PP-I	5.0	0.20	K300	75.9	2.99	6.4	0.25
					152.0	5.98		
Flat	POM-D  PE PP-I  PP-I	25.4	1.00	K600	152.0	5.98	0.0	0.00
		50.8	2.00					
		76.2	3.00					

Flat Flight: Flat on one side and with waves on the other side.  
 Minimum bricklaid indent is 38.1 mm (1.50 in). Increment: 12.7 mm (0.50 in).  
 Non Standard material and color: See uni Material and Color Overview.

## Accessories

### Side Guard



Type	Material & color	H		A (Min.)		B (Min.)		C (Min.)		D (Min.)	
		mm	in	mm	in	mm	in	mm	in	mm	in
Closed	PP-I	25.4	1.00	12.5	0.49	18.5	0.73	25.5	1.00	31.5	1.24
		50.8	2.00								
		76.2	3.00								

Minimum indent to outside of Side Guard: 14.0 mm (0.55 in). Increment 6.4 mm (0.25).  
 Non Standard material and color: See uni Material and Color Overview.  
 Backflex radius for Side Guard: 75.0 mm (2.95 in)

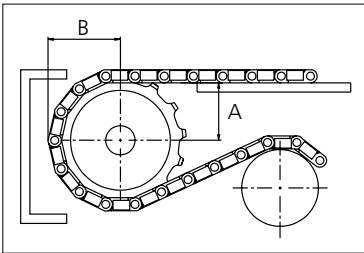



## Sprocket

No of teeth	Bore size														Overall diameter		Pitch-diameter		Hub-diameter		A-dimension		B-dimension		Single row/Two way	Double row/Two way	Molded PA6 LG	Machined PA6 N
	Pilot bore	in	0.75	0.78	0.98	1.00	1.18	1.25	1.50	1.57	2.36	2.50	3.54															
	mm	19.1	20.0	25.0	25.4	30.0	31.8	38.1	40.0	60.0	63.5	90.0	mm	in	mm	in	mm	in	mm	in								
Z10	x			●	●	●	●							80.0	3.15	82.2	3.24	65.0	2.56	34.7	1.37	45.5	1.79		x	x		
Z12	x				●	●	●							96.8	3.81	98.1	3.86	70.0	2.76	43.0	1.69	53.5	2.11		x	x		
Z15	x				●	●	●							121.5	4.78	122.2	4.81	70.0	2.76	55.3	2.18	65.5	2.58		x	x		
Z18	x					●	●	■	■	■	■			146.0	5.75	146.3	5.76	70.0	2.76	67.6	2.66	77.5	3.05		x	x		
Z19	x					●	●	■	■	■	■			154.2	6.07	154.3	6.07	70.0	2.76	71.7	2.82	81.6	3.21		x	x		

■ Molded sprocket

● Molded sprocket



Non standard material and color: See uni Material and Color Overview.

Other sprocket sizes are available upon request.

Two-part sprockets are available upon request.

Round bores are always delivered with keyway.

Other bore sizes are available upon request.

uni Retainer Rings: See uni Retainer Ring data sheet.

Width of tooth = 12.0 mm (0.47 in)

Width of sprocket = 25.0 mm (0.98 in)

Max load per sprocket shown does not take bore size into account. Please also ensure that sufficient size shaft is chosen for corresponding load.

For correct sprocket position: See uni Assembly Instructions for uni CNB.


For more detailed sprocket information, contact Customer Service.



Conveyor Belts




Seamless Belts



Modular Belts



Timing Belts



Transmission Belts



Fabrication & service

Solid advice  
For all your belting needs  
Local stock & service  
[www.ammeraalbeltech.com](http://www.ammeraalbeltech.com)

**Ammeraal Beltech Modular A/S**  
Hjulmagervej 21  
DK-7100 Vejle

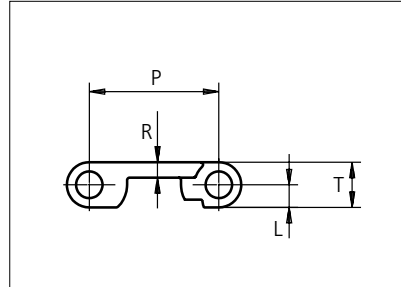
T +45 7572 3100  
F +45 7572 3348  
admin@unichains.com  
www.unichains.com

This information is subject to alteration due to continuous development. Ammeraal Beltech will not be held liable for the incorrect use of the above stated information. This information replaces previous information. All activities performed and services rendered by Ammeraal Beltech are subject to general terms and conditions of sale and delivery, as applied by its operating companies.



# Plastic Modular Belt

Series **uni CNB** Type **22%**



Straight running belt  
 Nominal pitch: 25.4 mm (1.00 in)  
 Surface type: Flat  
 Surface opening: 22%  
 Backflex radius: 40.0 mm (1.60 in)  
 Pin diameter: 5.0 mm (0.20 in)

Belt material & color	PP <b>W</b>	POM-D <b>W</b>	PE <b>N</b>	mm	in	mm	in		
Pin material & color	PP <b>W</b>		PE <b>N</b>	P (Nominal)	25.4	1.00	T	8.8	0.35
				R	3.0	0.12	L	4.4	0.17

Non standard material and color: See uni Material and Color Overview.

Alternative pin and lock materials: Pin: PE **W** PA6.6 **B** PBT **LG** SS304 Lockpin: PBT **LG** PA6.6 **N** PP **W** **B** PE **N**

Belt width		Permissible tensile force (Belt/pin material)						Belt weight (Belt/pin material)						*Min. No. drive sprocket per shaft	Number of wear strips (Min. No.)	
		POM-D/PA6.6		PP/PA6.6		PE/PA6.6		POM-D/PA6.6		PP/PA6.6		PE/PA6.6			**Carry (pcs)	**Return (pcs)
mm	in	N	lbf	N	lbf	N	lbf	kg/m	lb/ft	kg/m	lb/ft	kg/m	lb/ft			
77	3.0	1040	234	539	121	477	107	0.4	0.25	0.3	0.18	0.3	0.18	2	2	2
153	6.0	2065	464	1071	241	949	213	0.7	0.49	0.5	0.35	0.5	0.36	2	2	2
229	9.0	3091	695	1603	360	1420	319	1.1	0.74	0.8	0.52	0.8	0.54	2	2	2
305	12.0	4117	926	2135	480	1891	425	1.5	0.98	1.0	0.70	1.1	0.72	3	3	2
381	15.0	5143	1156	2667	600	2362	531	1.8	1.23	1.3	0.87	1.3	0.90	3	3	2
457	18.0	6169	1387	3199	719	2833	637	2.2	1.47	1.6	1.04	1.6	1.07	4	4	2
533	21.0	7195	1617	3731	839	3304	743	2.6	1.72	1.8	1.22	1.9	1.25	4	4	2
609	24.0	8221	1848	4263	958	3776	849	2.9	1.96	2.1	1.39	2.1	1.43	5	5	3
685	27.0	9247	2079	4795	1078	4247	955	3.3	2.21	2.3	1.57	2.4	1.61	5	5	3
761	30.0	10273	2309	5327	1197	4718	1061	3.7	2.45	2.6	1.74	2.7	1.79	6	6	3
837	33.0	11299	2540	5859	1317	5189	1167	4.0	2.70	2.8	1.91	2.9	1.97	6	6	3
913	35.9	12325	2771	6391	1437	5660	1272	4.4	2.95	3.1	2.09	3.2	2.15	7	7	4
989	38.9	13351	3001	6923	1556	6132	1378	4.7	3.19	3.4	2.26	3.5	2.33	7	7	4

Additional standard belt widths are available in steps of 76.0 mm (2.99 in.) Additional non-standard belt widths are available in steps of 12.7 mm (0.50 in.)

1977	77.8	26690	6000	13839	3111	12257	2755	9.5	6.38	6.7	4.52	6.9	4.65	14	14	7
------	------	-------	------	-------	------	-------	------	-----	------	-----	------	-----	------	----	----	---

Additional standard belt widths are available in steps of 76.0 mm (2.99 in.) Additional non-standard belt widths are available in steps of 12.7 mm (0.50 in.)

2965	116.7	40028	8998	20755	4666	18383	4132	14.2	9.56	10.1	6.77	10.4	6.97	20	20	10
------	-------	-------	------	-------	------	-------	------	------	------	------	------	------	------	----	----	----

General belt tolerance is +0/-0.4% at 23°C/73°F and 50% RH. For exact belt width contact Customer Service. Non standard belt width on request.

\*Max. Load per Drive Sprocket. Belt material: POM-D 600 N (135 lbf), PP 500 N (112 lbf)

\*\*Max. Spacing between wear strips, Carry: 152 mm (6 in.); Return: 304 mm (12 in.)

= Single Link



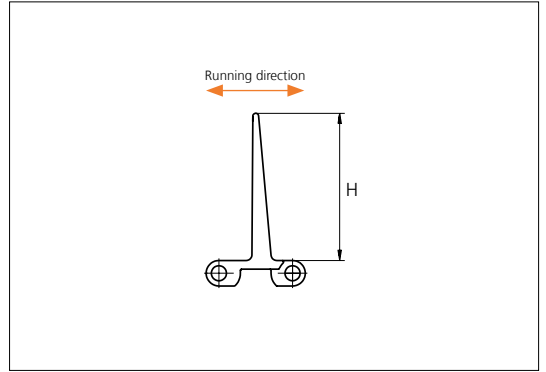

STANDARD

STRAIGHT RUNNING

PITCH 25.4 MM/1.00 IN

## Accessories

### Flight

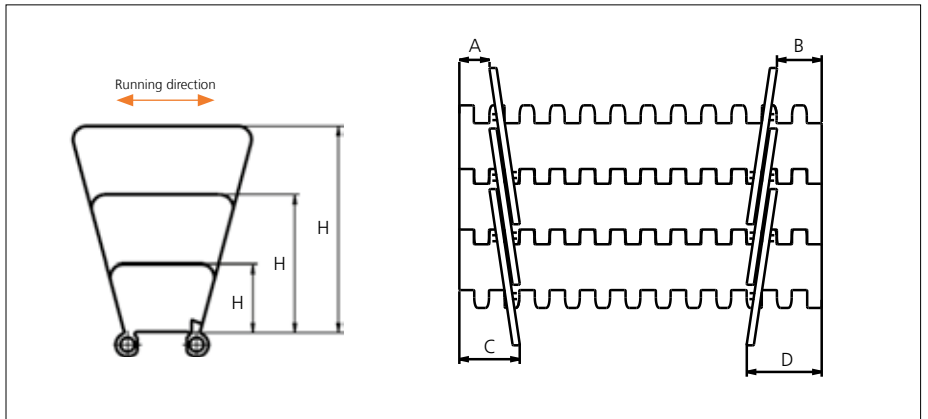


Type	Material & color	H		Link size	Width		Indent	
		mm	in		mm	in	mm	in
22% Flat	PE  PP-I	5.0	0.20	K300	75.9	2.99	6.4	0.25
					K600	152.0		
Flat	POM-D  PE PP-I  PP-I	25.4	1.00	K600	152.0	5.98	0.0	0.00
		50.8	2.00					
		76.2	3.00					

Flat Flight: Flat on one side and with waves on the other side.  
 Minimum bricklaid indent is 38.1 mm (1.50 in). Increment: 12.7 mm (0.50 in).  
 Non Standard material and color: See uni Material and Color Overview.

## Accessories

### Side Guard



Type	Material & color	H		A (Min.)		B (Min.)		C (Min.)		D (Min.)	
		mm	in	mm	in	mm	in	mm	in	mm	in
Closed	PP-I	25.4	1.00	12.5	0.49	18.5	0.73	25.5	1.00	31.5	1.24
		50.8	2.00								
		76.2	3.00								

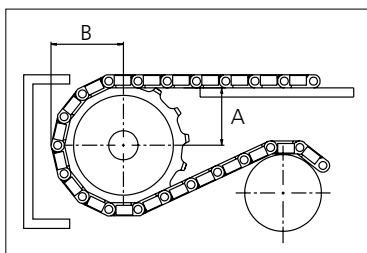

Minimum indent to outside of Side Guard: 14.0 mm (0.55 in). Increment 6.4 mm (0.25).  
 Non Standard material and color: See uni Material and Color Overview.  
 Backflex radius for Side Guard: 75.0 mm (2.95 in)

## Sprocket

No of teeth	Bore size														Overall diameter		Pitch-diameter		Hub-diameter		A-dimension		B-dimension		Single row/Two way	Double row/Two way	Molded PA6 LG	Machined PA6 N
	Pilot bore	in		0.75		0.78		0.98		1.00		1.18		1.25														
	mm	19.1	20.0	25.0	25.4	30.0	31.8	38.1	40.0	60.0	63.5	90.0	mm	in	mm	in	mm	in	mm	in	mm	in	mm	in	mm	in		
Z10	x			●	●	●	●					80.0	3.15	82.2	3.24	65.0	2.56	34.7	1.37	45.5	1.79		x	x				
Z12	x				●	●	●					96.8	3.81	98.1	3.86	70.0	2.76	43.0	1.69	53.5	2.11		x	x				
Z15	x					●	●	●				121.5	4.78	122.2	4.81	70.0	2.76	55.3	2.18	65.5	2.58		x	x				
Z18	x						●	●	■	■		146.0	5.75	146.3	5.76	70.0	2.76	67.6	2.66	77.5	3.05		x	x				
Z19	x						●	●	■	■		154.2	6.07	154.3	6.07	70.0	2.76	71.7	2.82	81.6	3.21		x	x				

■ Molded sprocket

● Molded sprocket



Other sprocket sizes are available upon request.  
 Two-part sprockets are available upon request.  
 Round bores are always delivered with keyway.  
 Other bore sizes are available upon request.  
 uni Retainer Rings: See uni Retainer Ring data sheet.  
 Width of tooth = 12.0 mm (0.47 in)  
 Width of sprocket = 25.0 mm (0.98 in)

Max load per sprocket shown does not take bore size into account.  
 Please also ensure that sufficient size shaft is chosen for corresponding load.

For correct sprocket position: See uni Assembly Instructions for uni CNB.  
 For more detailed sprocket information, contact Customer Service.

Non standard material and color: See uni Material and Color Overview.



Conveyor Belts




Seamless Belts



Modular Belts



Timing Belts



Transmission Belts



Fabrication & service

*Solid advice*  
*For all your belting needs*  
*Local stock & service*  
**[www.ammeraalbeltech.com](http://www.ammeraalbeltech.com)**

**Ammeraal Beltech Modular A/S**  
Hjulmagervej 21  
DK-7100 Vejle

T +45 7572 3100  
F +45 7572 3348  
admin@unichains.com  
www.unichains.com

This information is subject to alteration due to continuous development. Ammeraal Beltech will not be held liable for the incorrect use of the above stated information. This information replaces previous information. All activities performed and services rendered by Ammeraal Beltech are subject to general terms and conditions of sale and delivery, as applied by its operating companies.

# Local Contacts

## Austria

T +43 171728 133  
info-de@ammeraalbeltech.com  
www.ammeraalbeltech.at

## Belgium

T +32 2 466 03 00  
info-be@ammeraalbeltech.com  
www.ammeraalbeltech.be

## Canada

T +1 905 890 1311  
info-ca@ammeraalbeltech.com  
www.ammeraalbeltech.com

## Chile

T +56 2 233 12900  
info-cl@ammeraalbeltech.com  
www.ammeraalbeltech.cl

## China

T +86 512 8287 2709  
info-cn@ammeraalbeltech.com  
www.ammeraalbeltech.com.cn

## Czech Republic

T +420 567 117 211  
info-cz@ammeraalbeltech.com  
www.ammeraalbeltech.cz

## Denmark

T + 45 7572 3100  
info-dk@ammeraalbeltech.com  
www.unichains.com

## Finland

T +358 207 911 400  
info-fi@ammeraalbeltech.com  
www.ammeraalbeltech.fi

## France

T +33 3 20 90 36 00  
info-fr@ammeraalbeltech.com  
www.ammeraalbeltech.fr

## Germany

T +49 4152 937-0  
info-de@ammeraalbeltech.com  
www.ammeraalbeltech.de

## Hungary

T +36 30 311 6099  
info-hu@ammeraalbeltech.com  
www.ammeraalbeltech.hu

## India

T +91 44 265 34 244  
info-in@ammeraalbeltech.com  
www.ammeraalbeltech.com

## Italy

T +39 051 660 60 06  
info-it@ammeraalbeltech.com  
www.ammeraalbeltech.it

## Luxembourg

T +352 26 48 38 56  
info-lu@ammeraalbeltech.com  
www.ammeraal-beltech.lu

## Malaysia

T +60 3 806 188 49  
info-my@ammeraalbeltech.com  
www.ammeraalbeltech.com

## Netherlands

T +31 72 57 51212  
info-nl@ammeraalbeltech.com  
www.ammeraalbeltech.nl

## Poland

T +48 32 44 77 179  
info-pl@ammeraalbeltech.com  
www.ammeraalbeltech.com

## Portugal

T +351 22 947 94 40  
info-pt@ammeraalbeltech.com  
www.ammeraalbeltech.pt

## Singapore

T +65 62739767  
info-sg@ammeraalbeltech.com  
www.ammeraalbeltech.com

## Slovakia

T +421 2 55648541-2  
info-sk@ammeraalbeltech.com  
www.ammeraalbeltech.sk

## South Korea

T +82 31 448 3613-7  
info-kr@ammeraalbeltech.com  
www.ammeraalbeltech.co.kr

## Spain

T +34 93 718 3054  
info-es@ammeraalbeltech.com  
www.ammeraalbeltech.es

## Sweden

T +46 44 780 3010  
info-se@ammeraalbeltech.com  
www.ammeraalbeltech.se

## Switzerland

T +41 55 2253 535  
info-ch@ammeraalbeltech.com  
www.ammeraalbeltech.ch

## Thailand

T +66 2 902 2604-13  
info-th@ammeraalbeltech.com  
www.ammeraalbeltech.com

## United Kingdom

T +44 1992 500550  
info-uk@ammeraalbeltech.com  
www.ammeraalbeltech.co.uk

## United States

T +1 847 673 6720  
info-us@ammeraalbeltech.com  
www.ammeraalbeltech.com

## Vietnam

T +84 8 376 562 05  
info-vn@ammeraalbeltech.com  
www.ammeraalbeltech.com.vn

## Global Headquarters:


### Ammeraal Beltech Holding B.V.

P.O. Box 38  
1700 AA Heerhugowaard  
The Netherlands

T +31 (0)72 575 1212  
F +31 (0)72 571 6455


info@ammeraalbeltech.com  
www.ammeraalbeltech.com

Expert advice, quality solutions  
and local service  
for all your belting needs



Conveyor Belts

Timing Belts



Seamless Belts

Transmission Belts



Modular Belts

Fabrication & service

... and 150 more service contact points on [www.ammeraalbeltech.com](http://www.ammeraalbeltech.com)